


SHAREHOLDING PATTERN FOR THE QUARTER ENDED 30.09.2016

DECLARATION

1. Name of Listed Entity :NLC India Limited
2. Scrip Code :NLC INDIA
3. Name of Scrip :Equity
4. Shareholding Pattern filed : Regulation 31(1) (b) for the quarter ended 30.09.2016
5. Declaration:

Sl.No	Particulars	Yes	No
1.	Whether the Listed Entity has issued any partly paid up shares		No
2.	Whether the Listed Entity has issued any Convertible Securities or Warrants		No
3.	Whether the Listed Entity has any shares against which Depository Receipts are issued		No
4.	Whether the Listed Entity has any shares in locked-in		No
5.	Whether any shares held by Promoters are pledged or otherwise encumbered		No


Company Secretary



SHAREHOLDING PATTERN FOR THE QUARTER ENDED 30.09.2016

DECLARATION

1. Name of Listed Entity :NLC India Limited
2. Scrip Code :513683
3. Name of Scrip :Equity
4. Shareholding Pattern filed : Regulation 31(1) (b) for the quarter ended 30.09.2016
5. Declaration:

Sl.No	Particulars	Yes	No
1.	Whether the Listed Entity has issued any partly paid up shares		No
2.	Whether the Listed Entity has issued any Convertible Securities or Warrants		No
3.	Whether the Listed Entity has any shares against which Depository Receipts are issued		No
4.	Whether the Listed Entity has any shares in locked-in		No
5.	Whether any shares held by Promoters are pledged or otherwise encumbered		No


Company Secretary



Table I - Summary Statement holding of specified securities

Category (I)	Category of shareholder (II)	Nos. of share holders (III)	No. of fully paid up equity shares held (IV)	Partly paid-up equity shares held (V)	No. of shares underlying Depository Receipts (VI)	Total nos. shares held (VII) = (IV)+(V)+ (VI)	Share holding as a % of total no. of shares (calculated as per SCRR, 1957) (VIII) As a % of (A+B+C2)	Number of Voting Rights held in each class of securities (IX)			No. of warrants (Xi)	No. Of Shares Underlying Outstanding convertible securities and No. Of Warrants (X) (a)	Shareholding, as a % assuming full conversion of convertible securities (as a percentage of diluted share capital) (XI)= (VII)+(X) As a % of (A+B+C2)	Number of Locked in shares (XII)		Number of Shares pledged or otherwise encumbered (XIII)		Number of equity shares held in dematerialized form (XIV)	
								No. of Voting Rights		Total as a % of (A+B+C)				No. (a)	As a % of total Shares held (b)	No. (a)	As a % of total Shares held (b)		
								Class eg: X	Class eg: y										Total
(A)	Promoter & Promoter Group	1	1509938640	0	0	1509938640	90.00	1509938640	0	1509938640	90.00	0	0	90.00	0	0.00	0.00	0.00	1509938640
(B)	Public	88845	167770960	0	0	167770960	10.00	167770960	0	167770960	10.00	0	0	10.00	0.00	0.00	0.00	0.00	165138434
(C)	Non Promoter- Non Public																		
(C1)	Shares Underlying DRs						NA												
(C2)	Shares held by Employee Trusts																		
	Total	88846	1677709600	0	0	1677709600	100.00	1677709600	0	1677709600	100	0	0	100.00	0	0.00	0.00	0.00	1675077074




Table II - Statement showing shareholding pattern of the Promoter and Promoter Group

	Category and Name of the Shareholders (I)	PAN (II)	Nos. of share holders (III)	No. of fully paid up equity shares held (IV)	Partly paid-up equity shares held (V)	No. of shares under lying Depository Receipts (VI)	Total nos. shares held (VII) = (IV)+(V)+ (VI)	Sharehold ing % of total no. of shares (calculated as per SCRR, 1957) As a % of (A+B+C2) (VIII)	Number of Voting Rights held in each class of securities (IX)			No. of Shares Under lying Outstand ing conver tible securi ties (includ ing Warr ants) (X)	No. of war rants (XI)	No. Of Shares Under lying Out stand ing conver tible securi ties and No. Of Warr ants (XI) (a)	Shareholding , as a % assuming fullconver sion of con vertible securities (as a per centage of diluted share capital) (XI)= (VII)+(X) As a % of (A+B+C2)	Number of Locked in shares (XII)		Number of Shares pledged or otherwise encumbered		Number of equity shares held in dema terialized form (XIV)	
									No. of Voting Rights							Total as a % of Total Voting Rights	No. (a)	As a % of total Shares held (b)	No. (a)		As a % of total Shares held (b)
									Class X	Class y	Total										
(1)	Indian																				
a	Individual/Hindu Undivided Family			0	0	0	0	0.00	0	0	0.00				0.00						
b	Central Government/ State Governments		1	1509938640	0	0	1509938640	90.00	1509938640		1509938640				90.00					1509938640	
c	Financial Institutions / Banks			0	0	0	0	0.00	0	0	0.00				0.00						
d	Any other (Specify)			0	0	0	0	0.00	0	0	0.00				0.00						
	Sub Total A(1)		1	1509938640	0	0	1509938640	90.00	1509938640	0	1509938640	90	0	0	90.00					1509938640	
(2)	Foreign																				
a	Individual (Non resident Individuals / Foreign individuals)							0.00	0	0	0.00										
b	Government							0.00	0	0	0.00										
c	Institutions							0.00	0	0	0.00										
d	Foreign Portfolio Investor							0.00	0	0	0.00										
e	Any other (Specify)						0	0.00	0	0	0.00				0.00						
	CORPORATE BODY-FOREIGN BODY						0	0.00	0	0	0.00				0.00						
	Bank-Others						0	0.00	0	0	0.00				0.00						
	FII - Others						0	0.00	0	0	0.00				0.00						
	Sub Total A(2)		0	0	0	0	0	0.00	0	0	0	0	0	0	0.00	0	0	0	0	0	
	Total shareholding of Promoter and Promoter Group (A)= (A)(1) + (A)(2)		1	1509938640	0	0	1509938640	90.00	1509938640	0	1509938640	90	0	0	90.00	0	0	0	0	1509938640	



Table III - Statement showing shareholding pattern of the Public shareholder

(I)	Category and Name of the Shareholders (I)	PAN (II)	Nos. of share holders (III)	No. of fully paid up equity shares held (IV)	Partly paid-up equity shares held (V)	No. of shares under lying Depository Receipts (VI)	Total nos. shares held (VII) = (IV)+(V)+ (VI)	Share holding % of total no. of shares (calculated as per SCRR, 1957) As a % of (A+B+C2) (VIII)	Number of Voting Rights held in each class of securities (IX)			No. of Shares Under lying Outstanding convertible securities (including Warrants) (X)	No. of warr ants (XI)	No. Of Shares Under lying Outstanding convertible securities and No. Of Warrants (XI) (a)	Total Shareholding, as a % assum ing full conver sion of conver tible securi ties (as a percentage of diluted share capital) (XI)= (VII)+(X) As a % of (A+B+C2)	Number of Locked in shares (XII)		Number of Shares pledged or otherwise encumbered (XIII)		Number of equity shares held in dematerializ ed form (XIV)
									No. of Voting Rights							No. (a)	As a % of total Shares held (b)	No. (Not Appli cable) (a)	As a % of total Shares held (Not Applicable) (b)	
									Class X	Class y	Total									
(1)	Institutions																			
a	Mutual Funds/UTI		16	263949			263949	0.02	263949	263949	0.02			0.02						215649
b	Venture capital Funds						0	0.00	0	0	0.00			0.00						
c	Alternate Investment Funds						0	0.00	0	0	0.00			0.00						
d	Foreign Venture Capital Investors						0	0.00	0	0	0.00			0.00						
e	Foreign Portfolio Investors		5	1921863			1921863	0.11	1921863	1921863	0.11			0.11						1921863
f	Financial Institutions / Banks		25	62163272			62163272	3.71	62163272	62163272	3.71			3.71						62160772
g	Insurance Companies		4	15323287			15323287	0.91	15323287	15323287	0.91			0.91						15323287
h	Provident Funds / Pension Funds						0	0.00	0	0	0.00			0.00						
i	Any other (Specify)						0	0.00	0	0	0.00			0.00						
	Sub Total B(1)		50	79672371	0	0	79672371	4.75	79672371	0	79672371	4.75		4.75						79621571
(2)	Central Government / State Government / President of India		5	59701260			59701260	3.56	59701260	0	59701260	3.56		3.56						59701260
	Sub Total B(2)		5	59701260	0	0	59701260	3.56	59701260	0	59701260	3.56	0	3.56	0					59701260
(3)	Non-Institutions																			
a	Individuals																			
	Individual Shareholders holding Nominal Share Capital upto Rs.2 Lakhs		86728	20476080			20476080	1.22	20476080	0	20476080	1.22		1.22						18158954
	Individual Shareholders holding Nominal Share Capital in excess of Rs.2 Lakhs		49	2550246			2550246	0.15	2550246	0	2550246	0.15		0.15						2550246
b	NBFCs Registered with RBI		8	21700			21700	0.00	21700	0	21700	0.00		0.00						21700
c	Employee Trusts						0	0.00	0	0	0.00			0.00						
d	Overseas Depositories (holding DRs) (balancing figure)						0	0.00	0	0	0.00			0.00						
e	Any other		2005	5349303			5349303	0.32	5349303	0	5349303	0.32		0.32						5084703
	NRI		978	1135335			1135335	0.07	1135335	0	1135335	0.00		0.00						873235
	CLÉARING MEMBER / MARGIN TRADING ACCOUNT- CORPORATE		106	129262			129262	0.01	129262	0	129262	0.01		0.01						129262
	DOMESTIC BODY CORPORATE		884	2609377			2609377	0.16	2609377	0	2609377	0.16		0.16						2606877
	Unclaimed Securities Suspense Account		1	1100			1100	0.00	1100	0	1100	0.00		0.00						1100
	DOMESTIC BODY CORPORATE-LLP		9	13101			13101	0.00	13101	0	13101	0.00		0.00						13101
	FOREIGN INSTITUTIONAL INVESTORS		6	853004			853004	0.05	853004	0	853004	0.05		0.05						853004
	FOREIGN PORT FOLIO INVESTOR-CORPORATE 3		1	546740			546740	0.03	546740	0	546740	0.03		0.03						546740
	TRUST		20	61384			61384	0.00	61384	0	61384	0.00		0.00						61384
	Sub Total B(3)		88790	28397329	0	0	28397329	1.69	28397329	0	28397329	1.69	0	1.69	0					25815603
	Total Public Shareholding (B)= (B)(1)+(B)(2) +(B)(3)		88845	167770960	0	0	167770960	10.00	167770960	0	167770960	10.00	0	10.00	0					165138434

Details of Shares which remain unclaimed

No. of shareholders	6
Outstanding shares held in demat / unclaimed suspense account	1100
Voting Rights which are frozen	1100






Table IV - Statement showing shareholding pattern of the Non Promoter- Non Public shareholder

	Category and Name of the Shareholders (I)	PAN (II)	Nos. of share holders (III)	No. of fully paid up equity shares held (IV)	Partly paid-up equity shares held (V)	No. of shares under lying Depository Receipts (VI)	Total nos. shares held (VII) = (IV)+(V)+ (VI)	Share holding %calculated as per SCRR, 1957 As a % of (A+B+C2) (VIII)	Number of Voting Rights held in each class of securities (IX)			No. of Shares Under lying Outstanding convertible securities (including Warrants) (X)	Total Share holding, as a % assuming full conversion of convertible securities (as a percentage of dilutedshare capital) (XI)= (VII)+(X) As a % of (A+B+C2)	Number of Locked in shares (XII)		Number of Shares pledged or otherwise encumbered (XIII)		Number of equity shares held in dematerialized form (XIV)		
									No. of Voting Rights					Total as a % of Total Voting Rights	No. (a)	As a % of total Shares held (b)	No.(Not Applicable) (a)		As a % of total Shares held (Not Applicable) (b)	
									Class X	Class y	Total									
(1)	Custodian / DRHolder																			
(a)	Name of DR Holder if available																			
(2)	Employee Benefit Trust (under SEBI(Share Based Employee Benefit) Regulations, 2014)																			
	Name																			
	Total Non-Promoter - Non Public Shareholding (C) = (C) (1) +(C) (2)																			



Category of the Shareholder	Name of the Shareholders	PAN (II)	Nos. Of share holders (III)	No. of fully paid up equity shares held (IV)	Partly paid-up equity shares held (V)	No. of shares under lying Depository Receipts (VI)	Total nos. Shares held (VII) = (IV)+(V)+ (VI)	Share holding % of total no. of shares (calculated as per SCRR, 1957) As a % of (A+B+C2) (VIII)	Number of Voting Rights held in each class of securities (IX)			No. of Shares Under lying Outstanding convertible securities (including Warrants) (X)	No. of warrants (Xi)	No. Of Shares Under lying Outstanding convertible securities and No. Of Warrants (Xi) (a)	Share holding, as a % assuming full conversion of convertible securities (as a percentage of diluted share capital) (XI) = (VII)+(X) As a % of (A+B+C2)	Number of Locked in shares (XII)		Number of Shares pledged or otherwise encumbered (XIII)		Number of equity shares held in dematerialized form (XIV)	
									No. of Voting Rights							Total as a % of Total Voting Rights	No. (a)	As a % of total Shares held (b)	No. (a)		As a % of total Shares held (b)
									Class X	Class Y	Total										
Promoter and Promoter Group	PRESIDENT OF INDIA	EXEMPTCATG	1	1509938640	0	0	1509938640	90.00	0	0	0	0	90.00	0	0.00	0	0.00	0	0	0.00	1509938640



Category of the Shareholder	Name of the Shareholders	PAN (II)	Nos. of share holders (III)	No. of fully paidup equity shares held (IV)	Partly paid-up equity shares held (V)	No. of shares underlying Depository Receipts (VI)	Total nos. shares held (VII) = (IV)+(V)+ (VI)	Share holding % of total no. of shares (calculated as per SCRR, 1957) As a % of (A+B+C2) (VIII)	Number of Voting Rights held in each class of securities (IX)			No. of Shares Underlying Outstanding convertible securities (including Warrants) (X)	No. of warrants (XI)	No. Of Shares Underlying Outstanding convertible securities and No. Of Warrants (Xi) (a)	Share holding, as a % assuming full conversion of convertible securities (as a percentage of diluted share capital) (XI)=(VII)+(X) As a % of (A+B+C2)	Number of Locked in shares (XII)		Number of Shares pledged or otherwise		Number of equity shares held in dematerialized form (XIV)
									No. of Voting Rights		Total as a % of Total Voting Rights					No. (a)	As a % of total Shares held (b)	No. (a)	As a % of total Shares held (b)	
									Class X	Class y										
Institutions - FI Govt. Sponsored	LIC OF INDIA CHILD FORTUNE PLUS BALANCED FUND	AAACL0582H	1	500	0	0	500	0.00	0	0	0	0	0	0.00	0.00	0	0.00	0	0.00	500
Institutions - FI Govt. Sponsored	LIC OF INDIA PROFIT PLUS GROWTH FUND	AAACL0582H	1	2121088	0	0	2121088	0.13	0	0	0	0	0	0.00	0.13	0	0.00	0	0.00	2121088
Institutions - FI Govt. Sponsored	LIC OF INDIA CHILD FORTUNE PLUS GROWTH FUND	AAACL0582H	1	1500	0	0	1500	0.00	0	0	0	0	0	0.00	0.00	0	0.00	0	0.00	1500
Institutions - FI Govt. Sponsored	LIC OF INDIA FORTUNE PLUS GROWTH FUND	AAACL0582H	1	195000	0	0	195000	0.01	0	0	0	0	0	0.00	0.01	0	0.00	0	0.00	195000
Institutions - FI Govt. Sponsored	LIC OF INDIA PROFIT PLUS BALANCED FUND	AAACL0582H	1	15970	0	0	15970	0.00	0	0	0	0	0	0.00	0.00	0	0.00	0	0.00	15970
Institutions - FI Govt. Sponsored	LIC OF INDIA PROFIT PLUS SECURED FUND	AAACL0582H	1	15970	0	0	15970	0.00	0	0	0	0	0	0.00	0.00	0	0.00	0	0.00	15970
Institutions - FI Govt. Sponsored	LIFE INSURANCE CORPORATION OF INDIA	AAACL0582H	1	46646877	0	0	46646877	2.78	0	0	0	0	0	0.00	2.78	0	0.00	0	0.00	46646877
Institutions - FI Govt. Sponsored	LIC OF INDIA MARKET PLUS GROWTH FUND	AAACL0582H	1	2247071	0	0	2247071	0.13	0	0	0	0	0	0.00	0.13	0	0.00	0	0.00	2247071
Institutions - FI Govt. Sponsored	LIC OF INDIA MONEY PLUS 1 SECURED FUND	AAACL0582H	1	1000	0	0	1000	0.00	0	0	0	0	0	0.00	0.00	0	0.00	0	0.00	1000
Institutions - FI Govt. Sponsored	LIC OF INDIA MONEY PLUS 1 BALANCED FUND	AAACL0582H	1	1270	0	0	1270	0.00	0	0	0	0	0	0.00	0.00	0	0.00	0	0.00	1270
Institutions - FI Govt. Sponsored	LIC OF INDIA MONEY PLUS 1 GROWTH FUND	AAACL0582H	1	3000	0	0	3000	0.00	0	0	0	0	0	0.00	0.00	0	0.00	0	0.00	3000
Institutions - FI Govt. Sponsored	LIC OF INDIA MARKET PLUS 1 SECURED FUND	AAACL0582H	1	128911	0	0	128911	0.01	0	0	0	0	0	0.00	0.01	0	0.00	0	0.00	128911
Institutions - FI Govt. Sponsored	LIC OF INDIA MARKET PLUS 1 BALANCED FUND	AAACL0582H	1	224032	0	0	224032	0.01	0	0	0	0	0	0.00	0.01	0	0.00	0	0.00	224032
Institutions - FI Govt. Sponsored	LIC OF INDIA MARKET PLUS 1 GROWTH FUND	AAACL0582H	1	8064864	0	0	8064864	0.48	0	0	0	0	0	0.00	0.48	0	0.00	0	0.00	8064864
Institutions - FI Govt. Sponsored	LIFE INSURANCE CORPORATION OF INDIA P & GS FUND	AAACL0582H	1	1650000	0	0	1650000	0.10	0	0	0	0	0	0.00	0.10	0	0.00	0	0.00	1650000
				61317053			61317053	3.65	0	0	0			3.65	0.00	0.00	0.00	0.00	61317053	
Institutions - State Govt. Institutions	STATE INDUSTRIES PROMOTION CORPORATION OF TAMILNADU LTD	AAACS4643J	1	26865567	0	0	26865567	1.60	0	0	0	0	0	0.00	1.60	0.00	0.00	0.00	26865567	

