

1. Name of Listed Entity:
2. Scrip Code/Name of Scrip/Class of Security
3. Share Holding Pattern Filed under: Reg. 31(1)(a)/Reg. 31(1)(b)/Reg.31(1)(c)
 - a. If under 31(1)(b) then indicate the report for Quarter ending
 - b. If under 31(1)(c) then indicate date of allotment/extinguishment

NEYVELI LIGNITE CORPORATION LIMITED
 513683 / NEYVELILIG / EQUITY
 31(1)(b)

30-06-2019

4. Declaration: The Listed entity is required to submit the following declaration to the extent of submission of information:-

	Particulars	Yes*	No*
1	Whether the Listed Entity has issued any partly paid up shares?		No
2	Whether the Listed Entity has issued any Convertible Securities or Warrants?		No
3	Whether the Listed Entity has any shares against which depository receipts are issued?		No
4	Whether the Listed Entity has any shares in locked-in?		No
5	Whether any shares held by promoters are pledge or otherwise encumbered?		No

* If the Listed Entity selects the option 'No' for the questions above, the columns for the partly paid up shares, Outstanding Convertible Securities/Warrants, depository receipts, locked-in shares, No of shares pledged or otherwise encumbered by promoters, as applicable, shall not be displayed at the time of dissemination on the Stock Exchange website. Also wherever there is 'No' declared by Listed Entity in above table the values will be considered as 'Zero' by default on submission of the format of holding of specified securities.




Table I - Summary Statement holding of specified securities

Category (I)	Category of shareholder (II)	Nos. of shareholders (III)	No. of fully paid up equity shares held (IV)	Partly paid-up equity shares held (V)	No. of shares underlying Depository Receipts (VI)	Total nos. shares held (VII) = (IV)+(V)+(VI)	Shareholding as a % of total no. of shares (calculated as per SCRR, 1957) (VIII) As a % of (A+B+C2)	Number of Voting Rights held in each class of securities (IX)			No. of warrants (XI)	No. Of Shares Underlying Outstanding convertible securities and No. Of Warrants (Xi) (a)	Shareholding, as a % assuming full conversion of convertible securities (as a percentage of diluted share capital) (XI) = (VII)+(X) As a % of (A+B+C2)	Number of Locked in shares (XII)		Number of Shares pledged or otherwise encumbered (XIII)		Number of equity shares held in dematerialized form (XIV)	
								No. of Voting Rights						Total as a % of (A+B+C)	No. (a)	As a % of total Shares held (b)	No. (a)		As a % of total Shares held (b)
								Class eg: X	Class eg: y	Total									
(A)	Promoter & Promoter Group	1	1135784910	0	0	1135784910	81.91	1135784910	0	1135784910	81.91	0	81.91	0	0.00	0.00	0.00	1135784910	
(B)	Public	94210	250851699	0	0	250851699	18.09	250851699	0	250851699	18.09	0	18.09	0.00	0.00	0.00	0.00	248691231	
(C)	Non Promoter- Non Public						NA												
(C1)	Shares Underlying DRs																		
(C2)	Shares held by Employee Trusts																		
	Total	94211	1386636609	0	0	1386636609	100.00	1386636609	0	1386636609	100	0	100.00	0	0.00	0.00	0.00	1384476141	



Table II - Statement showing shareholding pattern of the Promoter and Promoter Group

	Category and Name of the Shareholders (I)	PAN (II)	Nos. of shareholders (III)	No. of fully paid up equity shares held (IV)	Partly paid-up equity shares held (V)	No. of shares underlying Depository Receipts (VI)	Total nos. shares held (VII) = (IV)+(V)+(VI)	Shareholding % of total no. of shares (calculated as per SCRR, 1957) As a % of (A+B+C2) (VIII)	Number of Voting Rights held in each class of securities (IX)				No. of Shares Underlying Outstanding convertible securities (including Warrants) (K)	No. of warrants (XI)	No. Of Shares Underlying Outstanding convertible securities and No. Of Warrants (XII) (a)	Shareholding, as a % assuming full conversion of convertible securities (as a percentage of diluted share capital) (X3) = (VII)+(X) As a % of (A+B+C2)	Number of Locked in shares (XII)		Number of Shares pledged or otherwise encumbered (XIII)		Number of equity shares held in dematerialized form (XIV)	
									No. of Voting Rights			Total as a % of Total Voting Rights					No. (a)	As a % of total Shares held (b)	No. (a)	As a % of total Shares held (b)		
									Class X	Class y	Total											
(1)	Indian																					
a	Individual/Hindu Undivided Family			0	0	0	0	0.00	0	0	0.00				0.00							
b	Central Government/ State Governments		1	1135784910	0	0	1135784910	81.91	1135784910	1135784910	81.91				81.91							1135784910
c	Financial Institutions / Banks			0	0	0	0	0.00	0	0	0.00				0.00							
d	Any other (Specify)			0	0	0	0	0.00	0	0	0.00				0.00							1135784910
	Sub Total A(1)		1	1135784910	0	0	1135784910	81.91	1135784910	0	1135784910	81.91	0	0	0	81.91						
(2)	Foreign																					
a	Individual (Non resident Individuals / Foreign individuals)							0.00	0	0	0.00											
b	Government							0.00	0	0	0.00											
c	Institutions							0.00	0	0	0.00											
d	Foreign Portfolio Investor							0.00	0	0	0.00				0.00							
e	Any other (Specify)							0.00	0	0	0.00											
	CORPORATE BODY-FOREIGN BODY							0.00	0	0	0.00				0.00							
	Bank-Others							0.00	0	0	0.00				0.00							
	PII - Others							0.00	0	0	0.00				0.00							0
	Sub Total A(2)		0	0	0	0	0	0.00	0	0	0.00	0	0	0	0.00	0	0	0	0	0	0	0
	Total shareholding of Promoter and Promoter Group (A) = (A)(1) + (A)(2)		1	1135784910	0	0	1135784910	81.91	1135784910	0	1135784910	81.91	0	0	0	81.91	0	0	0	0	0	1135784910



Table III - Statement showing shareholding pattern of the Public shareholder

	Category and Name of the Shareholders (I)	PAN (II)	Nos. of shareholders (III)	No. of fully paid up equity shares held (IV)	Partly paid-up equity shares held (V)	No. of shares underlying Depository Receipts (VI)	Total nos. shares held (VII) = (IV)+(V)+(VI)	Shareholding % of total no. of shares (calculated as per SCRR, 1957) As a % of (A+B+C 2) (VIII)	Number of Voting Rights held in each class of securities (IX)			No. of Shares Underlying Outstanding convertible securities (including Warrants) (X)	No. of warrants (Xi)	No. Of Shares Underlying Outstanding convertible securities and No. Of Warrants (Xi) (a)	Total Shareholding, as a % assuming full conversion of convertible securities (as a percentage of diluted share capital) (XI) = (VII)+(X) As a % of	Number of Locked in shares (XII)		Number of Shares pledged or		Number of equity shares held in dematerialized form (XIV)	
									No. of Voting Rights							Total as a % of Total Voting Rights	No. (a)	As a % of total Shares held (b)	No. (Not Applicable) (a)		As a % of total Shares held (Not Applicable) (b)
									Class X	Class y	Total										
(1)	Institutions																				
a	Mutual Funds/UTI		7	86455491			86455491	6.23	86455491		86455491	6.23		6.23							86453991
b	Venture capital Funds						0	0.00	0		0	0.00		0.00							
c	Alternate Investment Funds		1	6885			6885	0.00	6885		6885	0.00		0.00							6885
d	Foreign Venture Capital Investors						0	0.00	0		0	0.00		0.00							
e	Foreign Portfolio Investors		37	5077575			5077575	0.37	5077575		5077575	0.37		0.37							5077575
f	Financial Institutions / Banks		7	41045165			41045165	2.96	41045165		41045165	2.96		2.96							41045165
g	Insurance Companies		3	7429380			7429380	0.54	7429380		7429380	0.54		0.54							7429380
h	Provident Funds / Pension Funds						0	0.00	0		0	0.00		0.00							
i	Any other (Specify)						0	0.00	0		0	0.00		0.00							
							0.00	0.00	0		0	0.00		0.00							




Table III - Statement showing shareholding pattern of the Public shareholder

Category and Name of the Shareholders (I)	PAN (II)	Nos. of shareholders (III)	No. of fully paid up equity shares held (IV)	Partly paid-up equity shares held (V)	No. of shares underlying Depository Receipts (VI)	Total nos. shares held (VII) = (IV)+(V)+(VI)	Shareholding % of total no. of shares (calculated as per SCRR, 1957) As a % of (A+B+C 2) (VIII)	Number of Voting Rights held in each class of securities (IX)				No. of Shares Underlying Outstanding convertible securities (including Warrants) (X)	No. of warrants (Xi)	No. Of Shares Underlying Outstanding convertible securities and No. Of Warrants (XI) (a)	Total Shareholding, as a % assuming full conversion of convertible securities (as a percentage of diluted share capital) (XI) = (VII)+(X) As a % of	Number of Locked in shares (XII)		Number of Shares pledged or		Number of equity shares held in dematerialized form (XIV)
								No. of Voting Rights			Total as a % of Total Voting Rights					No. (a)	As a % of total Shares held (b)	No. (Not Applicable) (a)	As a % of total Shares held (Not Applicable) (b)	
								Class X	Class y	Total										
Sub Total B(1)		55	140014496	0	0	140014496	10.10	140014496	0	140014496	10.10				10.10					140012996
(2) Central Government / State Government / President of India		5	59701260			59701260	4.31	59701260	0	59701260	4.31				4.31					59701260
Sub Total B(2)		5	59701260	0	0	59701260	4.31	59701260	0	59701260	4.31	0	0	0	4.31	0				59701260
(3) Non-Institutions																				
a Individuals																				
Individual Shareholders holding Nominal Share Capital upto Rs.2 Lakhs		91972	30113219			30113219	2.17	30113219	0	30113219	2.17				2.17					28217451
Individual Shareholders holding Nominal Share Capital in excess of Rs.2 Lakhs		109	6666089			6666089	0.48	6666089	0	6666089	0.48				0.48					6666089




Table III - Statement showing shareholding pattern of the Public shareholder

	Category and Name of the Shareholders (I)	PAN (II)	Nos. of shareholders (III)	No. of fully paid up equity shares held (IV)	Partly paid-up equity shares held (V)	No. of shares underlying Depository Receipts (VI)	Total nos. shares held (VII) = (IV)+(V)+(VI)	Shareholding % of total no. of shares (calculated as per SCRR, 1957) As a % of (A+B+C2) (VIII)	Number of Voting Rights held in each class of securities (IX)				No. of Shares Underlying Outstanding convertible securities (including Warrants) (X)	No. of warrants (Xi)	No. Of Shares Underlying Outstanding convertible securities and No. Of Warrants (Xi) (a)	Total Shareholding, as a % assuming full conversion of convertible securities (as a percentage of diluted share capital) (XI) = (VII)+(X) As a % of	Number of Locked in shares (XII)		Number of Shares pledged or		Number of equity shares held in dematerialized form (XIV)		
									No. of Voting Rights			Total as a % of Total Voting Rights					No. (a)	As a % of total Shares held (b)	No. (Not Applicable) (a)	As a % of total Shares held (Not Applicable) (b)			
									Class X	Class y	Total												
b	NBFCs Registered with RBI		6	9369			9369	0.00	9369	0	9369	0.00				0.00						9369	
c	Employee Trusts						0	0.00	0	0	0	0.00				0.00							



Table III - Statement showing shareholding pattern of the Public shareholder

	Category and Name of the Shareholders (I)	PAN (II)	Nos. of shareholders (III)	No. of fully paid up equity shares held (IV)	Partly paid-up equity shares held (V)	No. of shares underlying Depository Receipts (VI)	Total nos. shares held (VII) = (IV)+(V)+(VI)	Shareholding % of total no. of shares (calculated as per SCRR, 1957) As a % of (A+B+C 2) (VIII)	Number of Voting Rights held in each class of securities (IX)				No. of Shares Underlying Outstanding convertible securities (including Warrants) (X)	No. of warrants (XI)	No. Of Shares Underlying Outstanding convertible securities and No. Of Warrants (Xi) (a)	Total Shareholding, as a % assuming full conversion of convertible securities (as a percentage of diluted share capital) (XI) = (VII)+(X) As a % of	Number of Locked in shares (XII)		Number of Shares pledged or		Number of equity shares held in dematerialized form (XIV)	
									No. of Voting Rights			Total as a % of Total Voting Rights					No. (a)	As a % of total Shares held (b)	No. (Not Applicable) (a)	As a % of total Shares held (Not Applicable) (b)		
									Class X	Class y	Total											
d	Overseas Depositories (holding DRs) (balancing figure)						0	0.00	0	0	0	0.00				0.00						
e	Any other		2063	14347266			14347266	1.03	14347266	0	14347266	1.03				1.03						14084066
	NRI		1282	2066933			2066933	0.15	2066933	0	2066933	0.00				0.00						1804833
	CLEARING MEMBER		105	7295594			7295594	0.53	7295594	0	7295594	0.53				0.53						7295594
	DOMESTIC BODY CORPORATE/ MARGIN TRADING ACCOUNT		638	4586061			4586061	0.33	4586061	0	4586061	0.33				0.33						4584961
	Foreign Portfolio Investor - Category 3						0	0.00	0	0	0	0.00				0.00						0
	LIMITED LIABILITY PARTNERSHIP		19	101461			101461	0.01	101461	0	101461	0.01				0.01						101461
	TRUST		18	54824			54824	0.00	54824	0	54824	0.00				0.00						54824
	IEPF Authority		1	242393			242393	0.02	242393	0	242393	0.02				0.02						242393
	Sub Total B(3)		94150	51135943	0	0	51135943	3.69	51135943	0	51135943	3.69	0		0	3.69						48976975




Table III - Statement showing shareholding pattern of the Public shareholder

Category and Name of the Shareholders (I)	PAN (II)	Nos. of shareholders (III)	No. of fully paid up equity shares held (IV)	Partly paid-up equity shares held (V)	No. of shares underlying Depository Receipts (VI)	Total nos. shares held (VII) = (IV)+(V)+(VI)	Shareholding % of total no. of shares (calculated as per SCRR, 1957) As a % of (A+B+C 2) (VIII)	Number of Voting Rights held in each class of securities (IX)				No. of Shares Underlying Outstanding convertible securities (including Warrants) (X)	No. of warrants (Xi)	No. Of Shares Underlying Outstanding convertible securities and No. Of Warrants (Xi) (a)	Total Shareholding, as a % assuming full conversion of convertible securities (as a percentage of diluted share capital) (XI) = (VII)+(X) As a % of	Number of Locked in shares (XII)		Number of Shares pledged or		Number of equity shares held in dematerialized form (XIV)
								No. of Voting Rights			Total as a % of Total Voting Rights					No.	As a % of total Shares held (b)	No. (Not Applicable) (a)	As a % of total Shares held (Not Applicable) (b)	
								Class X	Class y	Total										
Total Public Shareholding (B) = (B)(1)+(B)(2) + (B)(3)		94210	250851699	0	0	250851699	18.09	250851699	0	250851699	18.09	0	0.00	0	18.09					248691231
Details of Shares which remain unclaimed																				
No. of shareholders		0																		
Outstanding shares held in de		0																		
Voting Rights which are frozer		0																		




Table IV - Statement showing shareholding pattern of the Non Promoter- Non Public shareholder

	Category and Name of the Shareholders (i)	PAN (ii)	Nos. of shareholders (iii)	No. of fully paid up equity shares held (iv)	Partly paid-up equity shares held (v)	No. of shares underlying Depository Receipts (vi)	Total nos. shares held (vii) = (iv)+(v)+(vi)	Shareholding % calculated as per SCRR, 1957 As a % of (A+B+C2) (viii)	Number of Voting Rights held in each class of securities (ix)				No. of Shares Underlying Outstanding convertible securities (including Warrants) (x)	Total Shareholding , as a % assuming full conversion of convertible securities (as a percentage of diluted share capital) (xi)= (vii)+(x) As a % of (A+B+C2)	Number of Locked in shares (xii)		Number of Shares pledged or otherwise encumbered (xiii)		Number of equity shares held in dematerialized form (xiv)		
									No. of Voting Rights			Total as a % of Total Voting Rights			No. (a)	As a % of total Shares held (b)	No.(Not Applicable) (a)	As a % of total Shares held (Not Applicable) (b)			
									Class X	Class y	Total										
(1)	Custodian / DRHolder																				
(a)	Name of DR Holder if available																				
(2)	Employee Benefit Trust (under SEBI(Share Based Employee Benefit) Regulations, 2014)																				
	Name																				




Table V- Statement showing details of significant beneficial owners (SBOs)

Sl. No.	Details of the SBO (I)			Details of the Registered Owner (II)			Details of holding/ exercise of right of the SBO in the reporting company, whether direct or indirect*: (III)			Date of creation / acquisition of significant beneficial interest# (IV)
	Name	PAN/ Passport No. in case of a foreign national	Nationality	Name	PAN/ Passport No. in case of a foreign national	Nationality	Whether by Virtue of :			
							Shares	___	%	
							Voting Rights	___	%	
							Rights on distributable dividend or any other distribution	___	%	
							Exercise of control			
							Exercise of significant influence			

* In case the nature of the holding/ exercise of the right of a SBO falls under multiple categories specified under (a) to (e) under Column III, multiple rows for the same SBO shall be inserted accordingly for each of the categories.

This column shall have the details as specified by the listed entity under Form No. BEN-2 as submitted to the Registrar.




Category of the Shareholder	Name of the Shareholders	PAN (II)	Nos. of shareholders (III)	No. of fully paid up equity shares held (IV)	Partly paid-up equity shares held (V)	No. of shares underlying Depository Receipts (VI)	Total nos. shares held (VII) = (IV)+(V)+(VI)	Shareholding % of total no. of shares (calculated as per SCRR, 1957) As a % of (A+B+C2) (VIII)	Number of Voting Rights held in each class of securities (IX)			No. of Shares Underlying Outstanding convertible securities (including Warrants) (X)	No. of warrants (XI)	No. Of Shares Underlying Outstanding convertible securities and No. Of Warrants (XI) (a)	Shareholding, as a % assuming full conversion of convertible securities (as a percentage of diluted share capital) (XI)= (VII)+(X) As a % of (A+B+C2)	Number of Locked in shares (XII)		Number of Shares pledged or otherwise encumbered		Number of equity shares held in dematerialized form (XIV)	
									No. of Voting Rights		Total as a % of Total Voting Rights					No. (a)	As a % of total Shares held (b)	No. (a)	As a % of total Shares held (b)		
									Class X	Class y											Total
Promoter and Promoter Group	PRESIDENT OF INDIA	EXEMPTCATG	1	1135784910	0	0	1135784910	81.91	0	0	0	0	81.91	0	0.00	0	0.00	0	0	0.00	1135784910



Category of the Shareholder	Name of the Shareholders	PAN (II)	Nos. of shareholders (III)	No. of fully paid up equity shares held (IV)	Partly paid-up equity shares held (V)	No. of shares underlying Depository Receipts (VI)	Total nos. shares held (VII) = (IV)+(V)+ (VI)	Shareholding % of total no. of shares (calculated as per SCRR, 1957) As a % of (A+B+C2) (VIII)	Number of Voting Rights held in each class of securities (IX)			No. of Shares Underlying Outstanding convertible securities (including Warrants) (X)	No. of warrants (XI)	No. Of Shares Underlying Outstanding convertible securities and No. Of Warrants (XI) (a)	Shareholding, as a % assuming full conversion of convertible securities (as a percentage of diluted share capital) (XI) = (VII)+(X) As a % of (A+B+C2)	Number of Locked in shares (XII)		Number of Shares pledged or otherwise		Number of equity shares held in dematerialized form (XIV)
									No. of Voting Rights		Total as a % of Total Voting Rights					No. (a)	As a % of total Shares held (b)	No. (a)	As a % of total Shares held (b)	
									Class X	Class Y										
Institutions - Mutual Funds	ICICI PRUDENTIAL VALUE FUND - SERIES 10	AAAAI0038F	1	765	0	0	765	0.00	0	0	0	0.00	0	0	0.00	0	0.00	0	0.00	765
Institutions - Mutual Funds	ICICI PRUDENTIAL VALUE FUND - SERIES 15	AAAAI0038F	1	600000	0	0	600000	0.04	0	0	0	0.04	0	0	0.00	0	0.00	0	0.00	600000
Institutions - Mutual Funds	ICICI PRUDENTIAL VALUE FUND - SERIES 16	AAAAI0038F	1	465097	0	0	465097	0.05	0	0	0	0.03	0	0	0.00	0	0.00	0	0.00	465097
Institutions - Mutual Funds	ICICI PRUDENTIAL VALUE FUND - SERIES 17	AAAAI0038F	1	282524	0	0	282524	0.02	0	0	0	0.02	0	0	0.00	0	0.00	0	0.00	282524
Institutions - Mutual Funds	ICICI PRUDENTIAL VALUE FUND - SERIES 19	AAAAI0038F	1	5473940	0	0	5473940	0.39	0	0	0	0.39	0	0	0.00	0	0.00	0	0.00	5473940
Institutions - Mutual Funds	ICICI PRUDENTIAL BALANCED ADVANTAGE FUND	AAAAI0038F	1	1003053	0	0	1003053	0.07	0	0	0	0.07	0	0	0.00	0	0.00	0	0.00	1003053
Institutions - Mutual Funds	ICICI PRUDENTIAL EXPORTS AND SERVICES FUND	AAAAI0038F	1	2877010	0	0	2877010	0.21	0	0	0	0.21	0	0	0.00	0	0.00	0	0.00	2877010
Institutions - Mutual Funds	ICICI PRUDENTIAL INFRASTRUCTURE FUND	AAAAI0038F	1	642183	0	0	642183	0.05	0	0	0	0.05	0	0	0.00	0	0.00	0	0.00	642183
Institutions - Mutual Funds	ICICI PRUDENTIAL EQUITY & DEBT FUND	AAAAI0038F	1	20624201	0	0	20624201	1.49	0	0	0	1.49	0	0	0.00	0	0.00	0	0.00	20624201
Institutions - Mutual Funds	ICICI PRUDENTIAL LARGE & MID CAP FUND	AAAAI0038F	1	6500000	0	0	6500000	0.47	0	0	0	0.47	0	0	0.00	0	0.00	0	0.00	6500000
Institutions - Mutual Funds	ICICI PRUDENTIAL MULTICAP FUND	AAAAI0038F	1	1373041	0	0	1373041	0.10	0	0	0	0.10	0	0	0.00	0	0.00	0	0.00	1373041
Institutions - Mutual Funds	ICICI PRUDENTIAL LONG TERM EQUITY FUND TAX SAVINGS	AAAAI0038F	1	65019	0	0	65019	0.00	0	0	0	0.00	0	0	0.00	0	0.00	0	0.00	65019
Institutions - Mutual Funds	BHARAT 22 ETF	AAAAI0038F	1	2540489	0	0	2540489	0.18	0	0	0	0.18	0	0	0.00	0	0.00	0	0.00	2540489
Institutions - Mutual Funds	ICICI PRUDENTIAL S&P BSE 500 ETF	AAAAI0038F	1	356	0	0	356	0.00	0	0	0	0.00	0	0	0.00	0	0.00	0	0.00	356
		AAAAI0038F Total	14	42447678	0	0	42447678	3.06	0	0	0	3.06	0	0	0.00	0	0.00	0	0.00	42447678
Institutions - Financial Institutions	LIC OF INDIA CHILD FORTUNE PLUS BALANCED FUND	AAACL0582H	1	500	0	0	500	0.00	0	0	0	0.00	0	0	0.00	0	0.00	0	0.00	500
Institutions - Financial Institutions	LIC OF INDIA CHILD FORTUNE PLUS GROWTH FUND	AAACL0582H	1	1500	0	0	1500	0.00	0	0	0	0.00	0	0	0.00	0	0.00	0	0.00	1500
Institutions - Financial Institutions	LIC OF INDIA PROFIT PLUS BALANCED FUND	AAACL0582H	1	15970	0	0	15970	0.00	0	0	0	0.00	0	0	0.00	0	0.00	0	0.00	15970
Institutions - Financial Institutions	LIC OF INDIA PROFIT PLUS SECURED FUND	AAACL0582H	1	15970	0	0	15970	0.00	0	0	0	0.00	0	0	0.00	0	0.00	0	0.00	15970



Category of the Shareholder	Name of the Shareholders	PAN (II)	Nos. of shareholders (III)	No. of fully paid up equity shares held (IV)	Partly paid-up equity shares held (V)	No. of shares underlying Depository Receipts (VI)	Total nos. shares held (VII) = (IV)+(V)+(VI)	Shareholding % of total no. of shares (calculated as per SCRR, 1957) As a % of (A+B+C2) (VIII)	Number of Voting Rights held in each class of securities (IX)			No. of Shares Underlying Outstanding convertible securities (including Warrants) (X)	No. of warrants (XI)	No. Of Shares Underlying Outstanding convertible securities and No. Of Warrants (XI) (a)	Shareholding, as a % assuming full conversion of convertible securities (as a percentage of diluted share capital) (XI)+(X) As a % of (A+B+C2)	Number of Locked in shares (XII)		Number of Shares pledged or otherwise		Number of equity shares held in dematerialized form (XIV)	
									No. of Voting Rights		Total as a % of Total Voting Rights					No. (a)	As a % of total Shares held (b)	No. (a)	As a % of total Shares held (b)		
									Class X	Class Y											
Institutions - Financial Institutions	LIFE INSURANCE CORPORATION OF INDIA	AAACL0582H	1	33983260	0	0	33983260	2.45	0	0	0	2.45	0	0	0	0.00	0	0.00	0	0.00	33983260
Institutions - Financial Institutions	LIC OF INDIA MONEY PLUS 1 SECURED FUND	AAACL0582H	1	1000	0	0	1000	0.00	0	0	0	0.00	0	0	0	0.00	0	0.00	0	0.00	1000
Institutions - Financial Institutions	LIC OF INDIA MONEY PLUS 1 BALANCED FUND	AAACL0582H	1	1270	0	0	1270	0.00	0	0	0	0.00	0	0	0	0.00	0	0.00	0	0.00	1270
Institutions - Financial Institutions	LIC OF INDIA MONEY PLUS 1 GROWTH FUND	AAACL0582H	1	3000	0	0	3000	0.00	0	0	0	0.00	0	0	0	0.00	0	0.00	0	0.00	3000
Institutions - Financial Institutions	LIC OF INDIA MARKET PLUS 1 GROWTH FUND	AAACL0582H	1	4395626	0	0	4395626	0.32	0	0	0	0.32	0	0	0	0.00	0	0.00	0	0.00	4395626
Institutions - Financial Institutions	LIFE INSURANCE CORPORATION OF INDIA P & GS FUND	AAACL0582H	1	1650000	0	0	1650000	0.12	0	0	0	0.12	0	0	0	0.00	0	0.00	0	0.00	1650000
		AAACL0582H Total	10	40068096	0	0	40068096	2.89	0	0	0	2.89	0	0	0	0.00	0	0.00	0	0.00	40068096
Institutions - Financial Institutions - State Govt.	STATE INDUSTRIES PROMOTION CORPORATION OF TAMILNADU LTD	AAACS4643J	1	26865567	0	0	26865567	1.94	0	0	0	1.94	0	0	0	0.00	0	0.00	0	0.00	26865567
		AAACS4643J Total	1	26865567	0	0	26865567	1.94	0	0	0	1.94	0	0	0	0.00	0	0.00	0	0.00	26865567
Institutions - Financial Institutions - State Govt.	TAMILNADU INDUSTRIAL DEVELOPMENT CORPORATION LTD	AAACT3409P	1	14925315	0	0	14925315	1.08				1.08				0.00	0	0.00	0	0.00	14925315
		AAACT3409P Total	1	14925315	0	0	14925315	1.08	0	0	0	1.08	0	0	0	0.00	0	0.00	0	0.00	14925315
Institutions - Mutual Funds	RELIANCE EMERGENT INDIA FUND	AAATRO090B	1	1781734	0	0	1781734	0.13				0.13				0.00	0	0.00	0	0.00	1781734
Institutions - Mutual Funds	RELIANCE CAPITAL TRUSTEE COMPANY LIMITED A/C RELIANCE GROWTH FUND	AAATRO090B	1	11458287	0	0	11458287	0.83				0.83				0.00	0	0.00	0	0.00	11458287
Institutions - Mutual Funds	RELIANCE CAPITAL TRUSTEE CO LTD. A/C RELIANCE BALANCED ADVANTAGE FUND	AAATRO090B	1	2279000	0	0	2279000	0.16				0.16				0.00	0	0.00	0	0.00	2279000
Institutions - Mutual Funds	RELIANCE CAPITAL TRUSTEE CO LTD. A/C RELIANCE EQUITY HYBRID FUND	AAATRO090B	1	1439278	0	0	1439278	0.10				0.10				0.00	0	0.00	0	0.00	1439278
Institutions - Mutual Funds	RELIANCE CAPITAL TRUSTEE CO LTD. A/C RELIANCE LARGE CAP FUND	AAATRO090B	1	3135395	0	0	3135395	0.23				0.23				0.00	0	0.00	0	0.00	3135395
Institutions - Mutual Funds	RELIANCE CAPITAL TRUSTEE CO. LTD.-A/C RELIANCE RETIREMENT FUND - WEALTH CREATION	AAATRO090B	1	730528	0	0	730528	0.05				0.05				0.00	0	0.00	0	0.00	730528
Institutions - Mutual Funds	CPSE ETF	AAATRO090B	1	8671733	0	0	8671733	0.63				0.63				0.00	0	0.00	0	0.00	8671733



Category of the Shareholder	Name of the Shareholders	PAN (II)	Nos. of shareholders (III)	No. of fully paid up equity shares held (IV)	Partly paid-up equity shares held (V)	No. of shares underlying Depository Receipts (VI)	Total nos. shares held (VII) = (IV)+(V)+ (VI)	Shareholding % of total no. of shares (calculated as per SCRR, 1957) As a % of (A+B+C2) (VIII)	Number of Voting Rights held in each class of securities (X)			No. of Shares Underlying Outstanding convertible securities (including Warrants) (X)	No. of warrants (XI)	No. Of Shares Underlying Outstanding convertible securities and No. Of Warrants (XI) (a)	Shareholding, as a % assuming full conversion of convertible securities (as a percentage of diluted share capital) (XI)= (VII)+(X) As a % of (A+B+C2)	Number of Locked in shares (XII)		Number of Shares pledged or otherwise		Number of equity shares held in dematerialized form (XIV)
									No. of Voting Rights		Total as a % of Total Voting Rights					No.	As a % of total Shares held (b)	No.	As a % of total Shares held (b)	
									Class X	Class y										
Institutions - Mutual Funds	RELIANCE CAPITAL TRUSTEE CO LTD-A/C RELIANCE ETF NIFTY MIDCAP 150 ETF	AAATR0090B	1	25571	0	0	25571	0.00				0.00	0	0	0	0	0.00	0	0.00	25571
		AAATR0090B Total	8	29521526	0	0	29521526	2.13	0	0	0	2.13	0	0	0	0	0.00	0	0.00	29521526

