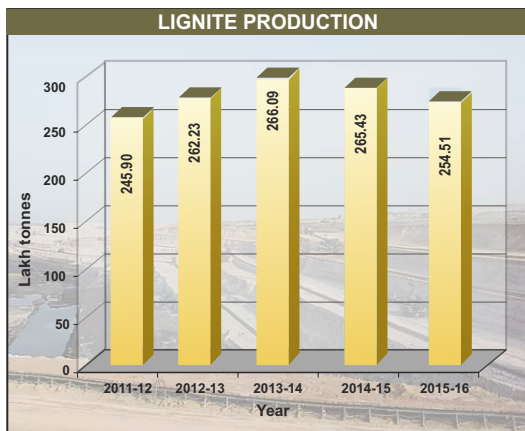


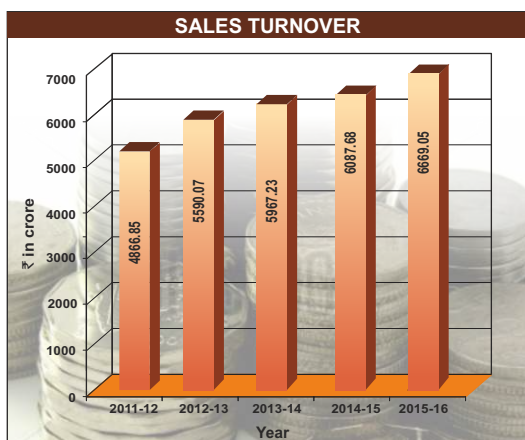
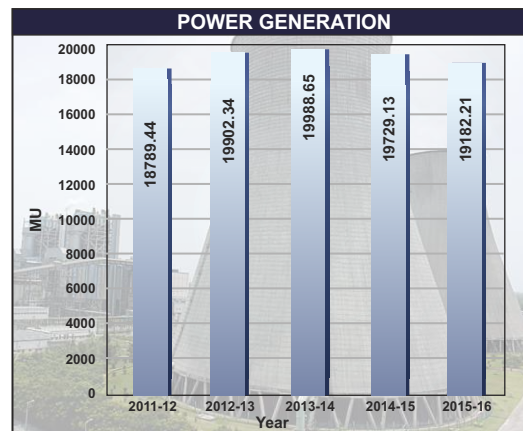
## PHYSICAL AND FINANCIAL CHARTS



### YEAR 2015-16 AT A GLANCE

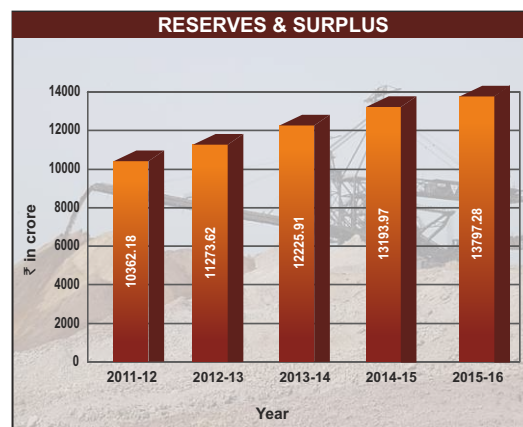
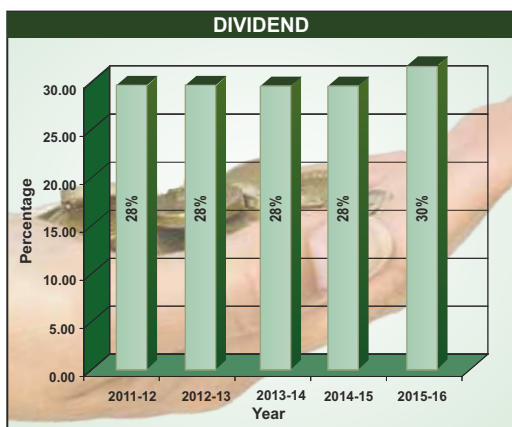
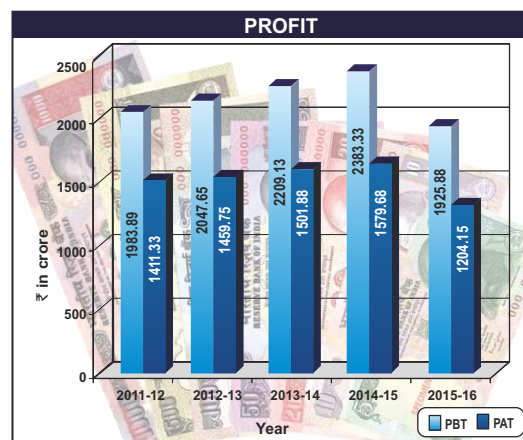
#### PHYSICAL

Lignite production  
254.51 LT  
Power Generation (gross)  
19182.21 MU  
Power Export  
16104.02 MU



#### FINANCIAL

₹ in crore  
Sales  
6669.05  
Profit Before Tax  
1925.88  
Profit After Tax  
1204.15  
Dividend  
30%  
Reserves & Surplus  
13797.28  
Net Worth  
15270.55  
Value Added Per Employee (₹)  
3336130  
Book Value (₹)  
91.02  
Earning Per Share (₹)  
7.18



## PHYSICAL AND FINANCIAL CHARTS

