

STATEMENT OF STANDALONE UNAUDITED FINANCIAL RESULTS FOR THE NINE MONTHS AND QUARTER ENDED 31ST DECEMBER, 2016

Particulars	Notes	QUARTER ENDED			NINE MONTHS ENDED	
		For the quarter ended December 31, 2016 (Ind AS) UnAudited	For the quarter ended September 30, 2016 (Ind AS) UnAudited	For the quarter ended December 31, 2015 (Ind AS) UnAudited not subjected to Limited Review	For the period ended December 31, 2016 (Ind AS) UnAudited	For the period ended December 31, 2015 (Ind AS) UnAudited not subjected to Limited Review
I Revenue from Operations	19	1,89,247	2,05,667	1,25,682	5,83,098	4,82,091
II Other Income	20	7,174	9,161	15,555	25,708	41,472
III Total Income (I+II)		1,96,421	2,14,828	1,41,237	6,08,806	5,23,563
IV EXPENSES						
Changes in inventories of raw material	21	(14,358)	(10,744)	(3,838)	(4,733)	15,623
Employee benefit expenses	22	56,234	54,246	55,719	1,69,747	1,65,415
Finance costs	23	3,908	4,090	4,365	12,924	14,472
Depreciation and amortization expense	24	17,250	17,685	17,523	51,984	50,567
Other expenses	25	84,586	1,00,343	54,408	2,45,630	1,59,673
Less: expenses capitalised	26	266	70	33	379	3,298
Total Expenses (IV)		1,47,354	1,65,550	1,28,144	4,75,173	4,02,452
Profit / (loss) before exceptional items and tax (III-IV)		49,067	49,278	13,093	1,33,633	1,21,111
V Exceptional Items	27	(463)	(5,266)	(2,984)	(5,729)	(2,634)
VII Profit / (loss) before tax (V+VI)		48,604	44,012	10,109	1,27,904	1,18,477
VIII Tax expense:						
(1) Current tax		10,293	13,005	(5,112)	33,743	(5,112)
(2) Deferred tax		4,694	965	13,431	7,427	49,892
Profit (loss) for the period from continuing operations (VII-VIII)		33,617	30,042	1,790	86,734	73,697
X Profit (loss) from discontinued operations		-	-	-	-	-
XI Tax expense of discontinued operations		-	-	-	-	-
Profit / (loss) from discontinued operations (X-XI)		-	-	-	-	-
XIII Profit / (loss) for the period (IX+XII)		33,617	30,042	1,790	86,734	73,697
XIV Other Comprehensive Income						
A (i) Items that will not be reclassified to profit or loss:						
1. Re-measurements of defined benefit plans	28	(1,422)	(77)	(438)	(1,499)	(1,315)
XV Total Comprehensive Income for the period (XIII+XIV) (Comprising profit (loss) and other comprehensive income)		32,195	29,965	1,352	85,235	72,382
XVI Earnings per equity share (for continuing operation):						
(1) Basic	29	2.00	1.79	0.11	5.17	4.39
(2) Diluted		2.00	1.79	0.11	5.17	4.39
XVII Earnings per equity share (for discontinuing operation):						
(1) Basic		-	-	-	-	-
(2) Diluted		-	-	-	-	-
XVIII Earnings per equity share (for continuing and discontinuing operation):						
(1) Basic		2.00	1.79	0.11	5.17	4.39
(2) Diluted		2.00	1.79	0.11	5.17	4.39



7
9/2




Note:

- 1) The company has adopted Indian Accounting Standards (IND AS) as prescribed under section 133 of the Companies Act, 2013 with effect from 01st April 2016. Accordingly, the financial results for the quarter ended 31st December 2016 are in compliance with IND AS and other accounting principles generally accepted in India. The results for the corresponding quarter ended 31st December 2015 are also in compliance with IND AS.
- 2) Reconciliation of Net Profit as reported under previous Generally Accepted Accounting Principles (Previous GAAP) and as per IND AS is given in Appendix-A
- 3) Pending determination of power tariff by Central Electricity Regulatory Commission (CERC), sale of power for the quarter ended 31st December 2016 is recognized by :
 - a) Adoption of CERC Tariff orders received for TPS I & TPS I Expansion and CERC Tariff Regulations for the period 2014-19 for other plants.
 - b) Lignite transfer price is being calculated based on the guidelines issued by Ministry of Coal, GoI.

Due to the above, sale of power includes Rs. 57549.15 lakh (net) for which invoices on beneficiaries are yet to be raised.

As per the said guideline annual escalation of O&M expenditure is allowed. However as the company is undertaking various cost optimization measures and to maintain the overall electricity tariff at a competitive level the company has not considered annual O&M escalation for the period 2016-17.

- 4) The company has filed an appeal before APTEL against the tariff review order dated 14.03.2016 disallowing interest during construction period pertaining to Barsingsar TPS. The order has the effect of reducing the power sales of the company for the quarter ended 31st December 2016 by Rs. 969.39 lakh and additional interest cost for the quarter by Rs. 162 lakh. Pending the disposal of appeal filed, the company has not given effect to the above review order of CERC.
- 5) The company has filed an appeal against the review order dated 05th August 2015 of the CERC to adopt Minimum Alternate Tax (MAT) Rate instead of Normal Income Tax Rate for the purpose of computing the Return on Equity in power tariff for the year 2012-13. The order has the effect of reducing the sale to the extent of Rs. 5561 lakh for the year 2015-16 and liability towards interest of Rs. 2775.78 lakh upto 31st December 2016 payable to beneficiaries. Pending the outcome of the appeal before the APTEL, no effect has been given to the above order.
- 6) Sales include a sum of Rs. 2860.27 Lakhs recoverable from DISCOMS in the current quarter being the provision of 30% of the Royalty to District Mineral Foundation (DMF) and 2% of Royalty to National Mineral Exploration Trust (NMET) vide notification dt 31-08-2016 and 30-06-2016 respectively. These amounts are recoverable from the DISCOMS.



9/2



- 7) As per the recommendation of the committee formed for undertaking a review for expenditure incurred towards operating and maintaining the Lignite Handling System (LHS), the company has changed its accounting practice for the current financial year for treating the said expenditure (excluding interest and depreciation) as a part of lignite cost as against the earlier practice wherein the said expenditure was considered as a cost attributable to thermal stations. The above change has no impact on the profits of the company.
- 8) Based on internal assessment, independent technical evaluation and Ministry of Corporate Affairs approval in August 2007, the useful life of Specialized Mining Equipment (SME) such as Bucket Wheel Excavator, Mobile Transfer Conveyor, Spreader, Conveyors etc., deployed in Mines was fixed as 15 years which is different from the useful life as prescribed under Part C of Schedule II of the Companies Act, 2013.
- 9) Amount shown under exceptional items consists of Rs. 5729 lakhs for the expenditure on account of VRS corresponding figure of the previous year consist of revenue from sale of power amounting to Rs. 350 lakhs due to adoption of revised lignite transfer price as per the auditor's certificate for the year 2014-15 and Rs 2934 lakhs for the expenditure on accounts of VRS.
- 10) Formula used for computation of coverage ratios Debt Service Coverage Ratio (SCR)= Earnings before Interest, Depreciation and Tax/(Interest & Finance Charges net of amount transferred to expenditure during construction + Principal payment) and Interest service coverage ratio (ISCR)= Earnings before Interest, Depreciation and Tax/(Interest & Finance Charges net of amount transferred to expenditure during construction).
- 11) The above results have been reviewed by the Audit Committee and approved by the Board of Directors of the Company in the respective meetings held on 09.02.2017.
- 12) The Joint Statutory Auditors of the company have carried out Limited Review of the results for the current quarter and the nine months ended 31.12.2016. The comparative figures of the corresponding nine months ended 31.12.2015 and quarters ended 31.12.2015 drawn under IND-AS are not subject to Limited Review by Joint Statutory Auditors. However, the management has exercised necessary due diligence to ensure that said comparative results provide a true and fair view of its affairs.
- 13) Figures of the previous period have been regrouped/ reclassified wherever necessary to confirm to current period's classification.

Place: Chennai

Date: 09.02.2017


SARAT KUMAR ACHARYA
CHAIRMAN AND MANAGING DIRECTOR



APPENDIX-A

Reconciliation of net profits as reported in Previous Indian GAAP to Ind AS

(INR in Lakhs)

Particulars	Quarter ended 31-12-2015	Nine Months ended 31-12-2015
Profit after tax as reported under previous Indian GAAP	4761	75791
Add/(Less) - Adjustment for Ind AS :		
Actuarial loss on defined benefit plans recognised in Other Comprehensive income	438	1315
Net Profit as per Ind AS	5199	77106
Prior Period Transactions	(3,409)	(3,409)
Actuarial loss on defined benefit plans	(438)	(1,315)
Total Comprehensive Income as reported under Ind AS	1352	72382



[Handwritten Signature]

 9/2




NLC INDIA LIMITED
(formerly NEYVELI LIGNITE CORPORATION LIMITED)

Segment wise Revenue, Results Assets and Liabilities for the Nine Months & Quarter Ended 31st Dec 2016.

	INR in lakhs				
	QUARTER ENDED			NINE MONTHS ENDED	
	31.12.2016	30.09.2016	31.12.2015	31.12.2016	31.12.2015
	Unaudited	Unaudited	Unaudited	Unaudited	Unaudited
1. Segment Revenue					
a. Lignite Mining	152158	166665	100051	474531	387838
b. Power Generation	208044	200351	131326	601915	490967
Total	360202	367016	231377	1076446	878805
Less: Inter-Segment Revenue	170955	161349	105695	493348	396714
Net Sales/income from operations	189247	205667	125682	583098	482091
2. Segment Results					
(Profit)+/Loss(-) before tax and interest from each Segment)					
a. Lignite Mining	22081	29596	6670	80339	84657
b. Power Generation	14505	14484	-570	38443	27868
Total	36586	44080	6100	118782	112525
Less:					
Interest	3908	4090	4365	12924	14472
Add:					
Other un-allocable income					
net off un-allocable expenditure (Excluding OCI) *	15926	4022	8374	22046	20424
Total Profit Before Tax as per P&L Account	48604	44012	10109	127904	118477
Add: Other Comprehensive Income	-1422	-77	-438	-1499	-1315
Total Profit Before Tax	47182	43935	9671	126405	117162
3. Segment Assets					
Lignite Mining	557795	541546	506794	557795	506794
Power Generation	1009124	994870	862485	1009124	862485
Un - allocated	1165415	1120222	1077376	1165415	1077376
Total	2732334	2656638	2446655	2732334	2446655
4. Segment Liabilities					
Lignite Mining	151775	146580	99485	151775	99485
Power Generation	55485	54823	92383	55485	92383
Un - allocated	892860	855331	691970	892860	691970
Total	1100120	1056734	883838	1100120	883838

Place: Chennai
Date: 09.02.2017



SARAT KUMAR ACHARY
CHAIRMAN AND MANAGING DIRECTOR



NLC INDIA LTD
(formerly Neyveli Lignite Corporation Limited)
Standalone Statement of Unaudited Financial Results for the Nine Months Ended 31.12.2016

(INR in lakhs)

Sl. No.	Particulars	Nine Months Ending 31.12.2016 UnAudited	Nine Months Ending 31.12.2015 UnAudited Not subject to Limited Review	Year ended 31.03.2016 Audited
1	Total Income from Operations (net)	6,08,806	5,23,563	6,67,661
2	Net Profit / (Loss) for the period (before Tax, Exceptional and / or Extraordinary items)	1,33,633	1,21,111	1,94,169
3	Net Profit / (Loss) for the period before Tax (after Exceptional and / or Extraordinary items)	1,27,904	1,18,477	1,91,331
4	Net Profit / (Loss) for the period after Tax (after Exceptional and / or Extraordinary items)	86,734	73,697	1,19,158
5	Total Comprehensive Income for the period [comprising Profit / (Loss) for the period (after tax) and Other Comprehensive Income (after tax)]	85,235	72,382	1,20,420
6	Paid up equity share capital (Face value of Rs 10/- each)	1,67,771	1,67,771	1,67,771
7	Reserves (excluding Revaluation Reserve) as on 31st March	14,64,443	13,95,046	14,03,323
8	Net Worth	16,06,716	15,50,307	15,50,650
9	Paid up Debt Capital / Out standing Debt	4,20,770	3,25,738	3,53,998
10	Debt Equity Ratio	20.75 : 79.25	17.36 : 82.64	18.59 : 81.41
	Earnings Per Share (of Rs.10 /-) (for continuing and discontinued operations)-			
11	a.) Basic : Rs.	5.17	4.39	7.10
	b.) Diluted : Rs.	5.17	4.39	7.10
12	Debenture Redemption Reserve	12,000	10,500	12,000
13	Debt Service Coverage Ratio (times)	6.05	3.62	4.83
14	Interest Service Coverage Ratio (times)	15.36	12.86	14.41

Note:

The above is an extract of the detailed format of Nine Months Unaudited financial results filed with the Stock Exchanges under Regulation 52 of the SEBI (Listing and other Disclosure Requirements) Regulations, 2015. The full format of the Nine months/Quarterly unaudited financial results are available on the Stock Exchanges websites at www.nseindia.com & www.bseindia.com and on company's website i.e. www.nlcindia.com.

For NLC INDIA LTD.

Place: Chennai

Date : 09.02.2017



SARAT KUMAR ACHARYA
CHAIRMAN AND MANAGING DIRECTOR



M/s. P.B.VIJAYARAGHAVAN & Co.,
Chartered Accountants,
14/27, Cathedral Garden Road,
Nungambakkam,
Chennai – 600 034

M/S. CHANDRAN & RAMAN
Chartered Accountants,
Paragon No. 2, Dr. Radhakrishnan Salai,
2nd Street, Mylapore,
Chennai – 600 004

LIMITED REVIEW REPORT

To

*The Board of Directors of
M/s. NLC India Limited*

We have reviewed the accompanying statement of unaudited financial results of *M/s. NLC India Limited (formerly Neyveli Lignite Corporation Limited)* for the half year ended 31st December 2016 and we have not reviewed the results for the quarter ended 31st December 2015 which have been prepared in compliance with IND-AS. This statement is the responsibility of the Company's Management and has been approved by the Board of Directors. Our responsibility is to issue a report on these financial statements based on our review.

We conducted our review in accordance with the Standard on Review Engagement (SRE) 2410, "Review of Interim Financial Information Performed by the Independent Auditor of the Entity" issued by the Institute of Chartered Accountants of India. This standard requires that we plan and perform the review to obtain moderate assurance as to whether the financial statements are free of material misstatement. A review is limited primarily to inquiries of company personnel and analytical procedures applied to financial data and thus provides less assurance than an audit. We have not performed an audit and accordingly, we do not express an audit opinion.

Without qualifying our report we draw attention to the following:

- a. The company has not given effect to the review order of the CERC dated 14.03.2016 for Barsingsar Thermal Power Station for the period from the date of COD to 31.03.2014. The order has the effect of reducing the sale of power for the quarter by Rs. 969.39 lakh and increase in interest expenditure of Rs. 162 lakhs – Refer Note No. (4).



- b. The company has not given effect to the CERC tariff order dated 05.08.2015 in respect of adoption of applicable Corporate Tax Rate as against Minimum Alternate Tax Rate on ROE. The order has the effect of reducing the sale of power by Rs. 5561 lakhs for the financial year 2015-16 and increasing the interest expenditure for the quarter by Rs. 177.80 lakh and upto the quarter by Rs. 2775.78 lakh – Refer Note No. (5)
- c. The company has changed its accounting policy whereby the expenditure incurred on operation and maintenance (excluding interest and depreciation) of Lignite Handling System is being treated as a part of lignite cost as against the earlier practice of treating the said expenditure as a cost attributable to thermal stations. The said change has no impact on the profits of the company as a whole for the quarter – Refer Note No. (7).

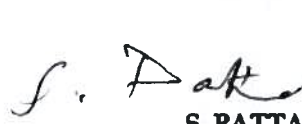
Based on our review conducted as above, nothing has come to our attention that causes us to believe that the accompanying statement of unaudited financial results prepared in accordance with applicable accounting standards as per Section 133 of the Companies Act, 2013, ready with Rule 7 of the Companies (Accounts) Rules, 2014 and other recognized accounting practices and policies has not disclosed the information required to be disclosed in terms of Regulation 33 of the SEBI (Listing Obligations and Disclosure Requirements) Regulations, 2015 including the manner in which it is to be disclosed, or that it contains any material misstatement.

FOR P.B. VIJAYARAGHAVAN & CO.
CHARTERED ACCOUNTANTS
FIRM REGN NO. 004721S


P.B. SRINIVASAN
PARTNER
M NO. 203774



FOR CHANDRAN & RAMAN
CHARTERED ACCOUNTANTS
FIRM REGN NO 00571S


S. PATTABIRAMAN
PARTNER
M NO. 014309



Place: - Chennai
Date: - 9th February 2017

