


**SHAREHOLDING PATTERN FOR THE QUARTER ENDED 31.12.2015**

**DECLARATION**

1. Name of Listed Entity :Neyveli Lignite Corporation Limited
2. Scrip Code :NEYVELILIG
3. Name of Scrip :Equity
4. Shareholding Pattern filed : Regulation 31(1) (b) for the quarter ended 31.12.2015
5. Declaration:

Sl.No	Particulars	Yes	No
1.	Whether the Listed Entity has issued any partly paid up shares		No
2.	Whether the Listed Entity has issued any Convertible Securities or Warrants		No
3.	Whether the Listed Entity has any shares against which Depository Receipts are issued		No
4.	Whether the Listed Entity has any shares in locked-in		No
5.	Whether any shares held by Promoters are pledge or otherwise encumbered		No

  
Company Secretary  
NEYVELI LIGNITE CORPORATION LTD  
NEVELI  
TAMIL NADU - 605 004

## SHAREHOLDING PATTERN FOR THE QUARTER ENDED 31.12.2015

### DECLARATION

1. Name of Listed Entity :Neyveli Lignite Corporation Limited
2. Scrip Code :513683
3. Name of Scrip :Equity
4. Shareholding Pattern filed : Regulation 31(1) (b) for the quarter ended 31.12.2015
5. Declaration:

Sl.No	Particulars	Yes	No
1.	Whether the Listed Entity has issued any partly paid up shares		No
2.	Whether the Listed Entity has issued any Convertible Securities or Warrants		No
3.	Whether the Listed Entity has any shares against which Depository Receipts are issued		No
4.	Whether the Listed Entity has any shares in locked-in		No
5.	Whether any shares held by Promoters are pledge or otherwise encumbered		No


  
Company Secretary

Table I - Summary Statement holding of specified securities

Category (I)	Category of shareholder (II)	Nos. of share holders (III)	No. of fully paid up equity shares held (IV)	Partly paid-up equity shares held (V)	No. of shares underlying Depository Receipts (VI)	Total nos. shares held (VII) = (IV)+(V)+ (VI)	Shareholding as a % of total no. of shares (calculated as per SCRR, 1957) (VIII) As a % of (A+B+C2)	Number of Voting Rights held in each class of securities (IX)				No. of warrants (XI)	No. Of Shares Underlying Outstanding convertible securities and No. Of Warrants (Xi) (a)	Shareholding , as a % assuming full conversion of convertible securities ( as a percentage of diluted share capital) (XI)= (VII)+(X) As a % of (A+B+C2)	Number of Locked in shares (XII)		Number of Shares pledged or otherwise encumbered (XIII)		Number of equity shares held in dematerialized form (XIV)
								No. of Voting Rights			Total as a % of (A+B+C)				No. (a)	As a % of total Shares held (b)	No. (a)	As a % of total Shares held (b)	
								Class eg: X	Class eg:y	Total									
(A)	Promoter & Promoter Group	1	1509938640	0	0	1509938640	90.00	0	0	0	0	0	90.00	0	0.00	0.00	0.00	1509938640	
(B)	Public	89712	167770960	0	0	167770960	10.00	0	0	0	0	0	10.00	0.00	0.00	0.00	0.00	165126075	
(C)	Non Promoter- Non Public																		
(C1)	Shares Underlying DRs						NA												
(C2)	Shares held by Employee Trusts																		
	<b>Total</b>	<b>89713</b>	<b>1677709600</b>	<b>0</b>	<b>0</b>	<b>1677709600</b>	<b>100.00</b>	<b>0</b>	<b>0</b>	<b>0</b>	<b>0</b>	<b>0</b>	<b>100.00</b>	<b>0</b>	<b>0.00</b>	<b>0.00</b>	<b>0.00</b>	<b>1675064715</b>	


  
 19/11/16  
 NEYVELLUR, 001

Table II - Statement showing shareholding pattern of the Promoter and Promoter Group

	Category and Name of the Shareholders (I)	PAN (II)	Nos. of shareholders (III)	No. of fully paid up equity shares held (IV)	Partly paid-up equity shares held (V)	No. of shares underlying Depository Receipts (VI)	Total nos. shares held (VII) = (IV)+(V)+(VI)	Share holding % of total no. of shares (calculated as per SCRR, 1957) As a % of (A+B+C2) (VIII)	Number of Voting Rights held in each class of securities (IX)			No. of Shares Under lying Outs tanding convertible securities (including Warrants) (X)	No. of warrants (Xi)	No. Of Shares Under lying Outs tanding conver tible securi ties and No. Of Warrants (Xi) (a)	Shareholding , as a % assuming full conver sion of conver tible securities ( as a percentage of diluted share capital) (XI)= (VII)+(X) As a % of (A+B+C2)	Number of Locked in shares (XII)		Number of Shares pledged or otherwise encumbered (XIII)		Number of equity shares held in demateria lized form (XIV)	
									No. of Voting Rights							Total as a % of Total Voting Rights	No. (a)	As a % of total Shares held (b)	No. (a)		As a % of total Shares held (b)
									Class X	Class y	Total										
(1)	<b>Indian</b>																				
a	Individual/Hindu Undivided Family			0	0	0	0	0.00							0.00						
b	Central Government/ State Governments		1	1509938640	0	0	1509938640	90.00							90.00						1509938640
c	Financial Institutions/Banks			0	0	0	0	0.00							0.00						
d	Any other (Specify)		0	0	0	0	0	0.00							0.00						
	<b>Sub Total A(1)</b>		<b>1</b>	<b>1509938640</b>	<b>0</b>	<b>0</b>	<b>1509938640</b>	<b>90.00</b>	<b>0</b>	<b>0</b>	<b>0</b>	<b>0</b>	<b>0</b>	<b>0</b>	<b>90.00</b>						<b>1509938640</b>
(2)	<b>Foreign</b>																				
a	Individual (Non resident Individuals / Foreign individuals)							0.00													
b	Government							0.00													
c	Institutions							0.00													
d	Foreign Portfolio Investor							0.00													
e	Any other (Specify)						0	0.00							0.00						
	CORPORATE BODY- FOREIGN BODY						0	0.00							0.00						
	Bank-Others						0	0.00							0.00						
	FII - Others						0	0.00							0.00						
	<b>Sub Total A(2)</b>		<b>0</b>	<b>0</b>	<b>0</b>	<b>0</b>	<b>0</b>	<b>0.00</b>	<b>0</b>	<b>0</b>	<b>0</b>	<b>0</b>	<b>0</b>	<b>0</b>	<b>0.00</b>	<b>0</b>	<b>0</b>	<b>0</b>	<b>0</b>	<b>0</b>	<b>0</b>
	<b>Total shareholding of Promoter and Promoter Group (A)= (A)(1) +(A)(2)</b>		<b>1</b>	<b>1509938640</b>	<b>0</b>	<b>0</b>	<b>1509938640</b>	<b>90.00</b>	<b>0</b>	<b>0</b>	<b>0</b>	<b>0</b>	<b>0</b>	<b>0</b>	<b>90.00</b>	<b>0</b>	<b>0</b>	<b>0</b>	<b>0</b>	<b>0</b>	<b>1509938640</b>

Date: 19/11/16

Table III - Statement showing shareholding pattern of the Public shareholder

	Category and Name of the Shareholders (I)	PAN (II)	Nos. of shareholders (III)	No. of fully paid up equity shares held (IV)	Partly paid-up equity shares held (V)	No. of shares underlying Depository Receipts (VI)	Total nos. shares held (VII) = (IV)+(V)+(VI)	Share holding % of total no. of shares (calculated as per SCRR, 1957) As a % of (A+B+C2) (VIII)	Number of Voting Rights held in each class of securities (IX)			No. of Shares Underlying Outstanding convertible securities (including Warrants) (X)	No. of warrants (Xi)	No. Of Shares Underlying Outstanding convertible securities and No. Of Warrants (Xi) (a)	Total Shareholding, as a % assuming full conversion of convertible securities (as a percentage of diluted sharecapital) (XI)=(VII)+(X) As a % of (A+B+C2)	Number of Locked in shares (XII)		Number of Shares pledged or otherwise encumbered (XIII)		Number of equity shares held in dematerialized form (XIV)
									No. of Voting Rights		Total as a % of Total Voting Rights					No. (a)	As a % of total Shares held (b)	No. (Not Applicable) (a)	As a % of total Shares held (Not Applicable) (b)	
									Class X	Class y										
(1)	<b>Institutions</b>																			
a	Mutual Funds/UTI		25	1722830	X		1722830	0.10						0.10						1674530
b	Venture capital Funds						0	0.00						0.00						
c	Alternate Investment Funds						0	0.00						0.00						
d	Foreign Venture Capital Investors						0	0.00						0.00						
e	Foreign Portfolio Investors		3	1170022	X		1170022	0.07						0.07						1170022
f	Financial Institutions / Banks		26	62140460	X		62140460	3.70						3.70						62137960
g	Insurance Companies		5	16433717	X		16433717	0.98						0.98						16433717
h	Provident Funds / Pension Funds						0	0.00						0.00						
i	Any other (Specify)						0	0.00						0.00						
	<b>Sub Total B(1)</b>		<b>59</b>	<b>81467029</b>	<b>0</b>	<b>0</b>	<b>81467029</b>	<b>4.86</b>	<b>0</b>	<b>0</b>	<b>0</b>			<b>4.86</b>						<b>81416229</b>
(2)	<b>Central Government / State Government / President of India</b>		5	59701260			59701260	3.56						3.56						59701260
	<b>Sub Total B(2)</b>		<b>5</b>	<b>59701260</b>	<b>0</b>	<b>0</b>	<b>59701260</b>	<b>3.56</b>	<b>0</b>	<b>0</b>	<b>0</b>	<b>0</b>	<b>0</b>	<b>3.56</b>	<b>0</b>					<b>59701260</b>
(3)	<b>Non-Institutions</b>																			
a	<b>Individuals</b>																			
	Individual Shareholders holding Nominal Share Capital upto Rs.2 Lakhs		88521	20349999			20349999	1.21						1.21						18020514
	Individual Shareholders holding Nominal Share Capital in excess of Rs.2 Lakhs		54	2566275			2566275	0.15						0.15						2304175
b	NBFCs Registered with RBI		7	17789	X		17789	0.00						0.00						17789
c	Employee Trusts						0	0.00						0.00						
d	Overseas Depositories (holding DRs) (balancing figure)						0	0.00						0.00						
e	Any other		1066	3668608			3668608	0.22						0.22						3666108
	CLEARING MEMBER		82	43479	X		43479	0.00						0.00						43479
	DOMESTIC BODY CORPORATE		828	2247337	X		2247337	0.13						0.13						2244837
	DOMESTIC BODY CORPORATE-LLP		4	8300	X		8300	0.00						0.00						8300
	FOREIGN INSTITUTIONAL INSTITUTION		5	807800	X		807800	0.05						0.05						807800
	FOREIGN PORT FOLIO INVESTOR-CORPORATE		1	280129	X		280129	0.02						0.02						280129
	LIMITED LIABILITY PARTNERSHIP		3	4001	X		4001	0.00						0.00						4001
	MARGIN TRADING ACCOUNT-CORPORATE		122	209783	X		209783	0.01						0.01						209783
	TRUST		21	67779	X		67779	0.00						0.00						67779
	<b>Sub Total B(3)</b>		<b>89648</b>	<b>26602671</b>	<b>0</b>	<b>0</b>	<b>26602671</b>	<b>1.59</b>	<b>0</b>	<b>0</b>	<b>0</b>	<b>0.00</b>	<b>0</b>	<b>1.59</b>						<b>24008586</b>
	<b>Total Public Shareholding (B) = (B)(1)+(B)(2) +(B)(3)</b>		<b>89712</b>	<b>167770960</b>	<b>0</b>	<b>0</b>	<b>167770960</b>	<b>10.00</b>	<b>0</b>	<b>0</b>	<b>0</b>	<b>0.00</b>	<b>0</b>	<b>10.00</b>						<b>165126075</b>
<b>Details of Shares which remain unclaimed</b>																				
No. of shareholders			6																	
Outstanding shares held in demat / unclaimed suspense account			1100																	
Voting Rights which are frozen			1100																	

Handwritten signature or initials at the bottom right corner.

Table IV - Statement showing shareholding pattern of the Non Promoter- Non Public shareholder

	Category and Name of the Shareholders (I)	PAN (II)	Nos. of shareholders (III)	No. of fully paid up equity shares held (IV)	Partly paid-up equity shares held (V)	No. of shares underlying Depository Receipts (VI)	Total nos. shares held (VII) = (IV)+(V)+(VI)	Shareholding % calculated as per SCRR, 1957 As a % of (A+B+C2) (VIII)	Number of Voting Rights held in each class of securities (IX)				No. of Shares Underlying Outstanding convertible securities (including Warrants) (X)	Total Shareholding, as a % assuming full conversion of convertible securities (as a percentage of diluted share capital) (XI)= (VII)+(X) As a % of (A+B+C2)	Number of Locked in shares (XII)		Number of Shares pledged or otherwise encumbered (XIII)		Number of equity shares held in dematerialized form (XIV)
									No. of Voting Rights			Total as a % of Total Voting Rights			No. (a)	As a % of total Shares held (b)	No. (Not Applicable) (a)	As a % of total Shares held (Not Applicable) (b)	
									Class X	Class y	Total								
(1)	Custodian / DRHolder																		
(a)	Name of DR Holder if available																		NA
																			NA
(2)	Employee Benefit Trust (under SEBI(Share Based Employee Benefit) Regulations, 2014)																		NA
	Name																		NA
	<b>Total Non-Promoter - Non Public Shareholding (C) = (C) (1) + (C) (2)</b>																		NA

*Yash*  
19/1/16

Category of the Shareholder	Name of the Shareholders	PAN (II)	Nos. of share holders (III)	No. of fully paid up equity shares held (IV)	Partly paid-up equity shares held (V)	No. of shares underlying Depository Receipts (VI)	Total nos. shares held (VII) = (IV)+(V)+ (VI)	Shareholding % of total no. of shares (calculated as per SCRR, 1957) As a % of (A+B+C2) (VIII)	Number of Voting Rights held in each class of securities (IX)			No. of Shares Underlying Outstanding convertible securities (including Warrants) (X)	No. of warrants (XI)	No. Of Shares Underlying Outstanding convertible securities and No. Of Warrants (XI) (a)	Shareholding , as a % assuming full conversion of convertible securities ( as a percentage of diluted share capital) (XI)= (VII)+(X) As a % of (A+B+C2)	Number of Locked in shares (XII)		Number of Shares pledged or otherwise encumbered (XIII)		Number of equity shares held in dematerialized form (XIV)	
									No. of Voting Rights		Total as a % of Total Voting Rights					No. (a)	As a % of total Shares held (b)	No. (a)	As a % of total Shares held (b)		
									Class X	Class y											Total
Promoter and Promoter Group	PRESIDENT OF INDIA	EXEMPTCATG	1	1509938640	0	0	1509938640	90.00	0	0	0	0	90.00	0	0.00	0	0.00	0	0	0.00	1509938640

*Jan 19/1/16*

*[Faint signature and stamp]*

Category of the Shareholder	Name of the Shareholders	PAN (II)	Nos. of shareholders (III)	No. of fully paid up equity shares held (IV)	Partly paid-up equity shares held (V)	No. of shares under lying Depository Receipts (VI)	Total nos. shares held (VII) = (IV)+(V)+ (VI)	Share holding % of total no. of shares (calculated as per SCRR, 1957) As a % of (A+B+C2) (VIII)	Number of Voting Rights held in each class of securities (IX)			No. of Shares Underlying Outstanding convertible securities (including Warrants) (X)	No. of warrants (XI)	No. Of Shares Underlying Outstanding convertible securities and No. Of Warrants (XI) (a)	Shareholding, as a % assuming full conversion of convertible securities (as a percentage of diluted share capital) (XI)= (VII)+(X) As a % of (A+B+C2)	Number of Locked in shares (XII)		Number of Shares pledged or otherwise encumbered (XIII)		Number of equity shares held in dematerialized form (XIV)
									No. of Voting Rights		Total as a % of Total Voting Rights					No. (a)	As a % of total Shares held (b)	No. (a)	As a % of total Shares held (b)	
									Class X	Class Y										
Institutions - FI Govt. Sponsored	LIC OF INDIA CHILD FORTUNE PLUS BALANCED FUND	AAACL0582H	1	500	0	0	500	0.00	0	0	0	0	0	0.00	0.00	0	0.00	0	0.00	500
Institutions - FI Govt. Sponsored	LIC OF INDIA PROFIT PLUS GROWTH FUND	AAACL0582H	1	2121088	0	0	2121088	0.13	0	0	0	0	0	0.00	0.13	0	0.00	0	0.00	2121088
Institutions - FI Govt. Sponsored	LIC OF INDIA CHILD FORTUNE PLUS GROWTH FUND	AAACL0582H	1	1500	0	0	1500	0.00	0	0	0	0	0	0.00	0.00	0	0.00	0	0.00	1500
Institutions - FI Govt. Sponsored	LIC OF INDIA FORTUNE PLUS GROWTH FUND	AAACL0582H	1	195000	0	0	195000	0.01	0	0	0	0	0	0.00	0.01	0	0.00	0	0.00	195000
Institutions - FI Govt. Sponsored	LIC OF INDIA PROFIT PLUS BALANCED FUND	AAACL0582H	1	15970	0	0	15970	0.00	0	0	0	0	0	0.00	0.00	0	0.00	0	0.00	15970
FI Govt. Sponsored	LIC OF INDIA PROFIT PLUS SECURED FUND	AAACL0582H	1	15970	0	0	15970	0.00	0	0	0	0	0	0.00	0.00	0	0.00	0	0.00	15970
FI Govt. Sponsored	LIFE INSURANCE CORPORATION OF INDIA	AAACL0582H	1	46646877	0	0	46646877	2.78	0	0	0	0	0	0.00	2.78	0	0.00	0	0.00	46646877
Institutions - FI Govt. Sponsored	LIC OF INDIA MARKET PLUS GROWTH FUND	AAACL0582H	1	2247071	0	0	2247071	0.13	0	0	0	0	0	0.00	0.13	0	0.00	0	0.00	2247071
Institutions - FI Govt. Sponsored	LIC OF INDIA MONEY PLUS 1 SECURED FUND	AAACL0582H	1	1000	0	0	1000	0.00	0	0	0	0	0	0.00	0.00	0	0.00	0	0.00	1000
Institutions - FI Govt. Sponsored	LIC OF INDIA MONEY PLUS 1 BALANCED FUND	AAACL0582H	1	1270	0	0	1270	0.00	0	0	0	0	0	0.00	0.00	0	0.00	0	0.00	1270
Institutions - FI Govt. Sponsored	LIC OF INDIA MONEY PLUS 1 GROWTH FUND	AAACL0582H	1	3000	0	0	3000	0.00	0	0	0	0	0	0.00	0.00	0	0.00	0	0.00	3000
Institutions - FI Govt. Sponsored	LIC OF INDIA MARKET PLUS 1 SECURED FUND	AAACL0582H	1	128911	0	0	128911	0.01	0	0	0	0	0	0.00	0.01	0	0.00	0	0.00	128911
Institutions - FI Govt. Sponsored	LIC OF INDIA MARKET PLUS 1 BALANCED FUND	AAACL0582H	1	224032	0	0	224032	0.01	0	0	0	0	0	0.00	0.01	0	0.00	0	0.00	224032
Institutions - FI Govt. Sponsored	LIC OF INDIA MARKET PLUS 1 GROWTH FUND	AAACL0582H	1	8064864	0	0	8064864	0.48	0	0	0	0	0	0.00	0.48	0	0.00	0	0.00	8064864
Institutions - FI Govt. Sponsored	LIFE INSURANCE CORPORATION OF INDIA P & GS FUND	AAACL0582H	1	1650000	0	0	1650000	0.10	0	0	0	0	0	0.00	0.10	0	0.00	0	0.00	1650000
				<b>61317053</b>			<b>61317053</b>	<b>3.65</b>	<b>0</b>	<b>0</b>	<b>0</b>			<b>3.65</b>		<b>0.00</b>		<b>0.00</b>	<b>61317053</b>	
Institutions - State Govt. Institutions	STATE INDUSTRIES PROMOTION CORPORATION OF TAMILNADU LTD	AAACS4643J	1	26865567	0	0	26865567	1.60	0	0	0	0	0	0.00	1.60		0.00		0.00	26865567

Ym 4/9/16



Table I - Summary Statement holding of specified securities

Category (I)	Category of shareholder (II)	Nos. of share holders (III)	No. of fully paid up equity shares held (IV)	Partly paid-up equity shares held (V)	No. of shares underlying Depository Receipts (VI)	Total nos. shares held (VII) = (IV)+(V)+ (VI)	Shareholding as a % of total no. of shares (calculated as per SCRR, 1957) (VIII) As a % of (A+B+C2)	Number of Voting Rights held in each class of securities (IX)			No. of warrants (Xi)	No. Of Shares Underlying Outstanding convertible securities and No. Of Warrants (Xi) (a)	Shareholding, as a % assuming full conversion of convertible securities (as a percentage of diluted share capital) (XI)= (VII)+(X) As a % of (A+B+C2)	Number of Locked in shares (XII)		Number of Shares pledged or otherwise encumbered (XIII)		Number of equity shares held in dematerialized form (XIV)	
								No. of Voting Rights						Total as a % of (A+B+C)	No. (a)	As a % of total Shares held (b)	No. (a)		As a % of total Shares held (b)
								Class eg: X	Class eg:y	Total									
(A)	Promoter & Promoter Group	1	1509938640	0	0	1509938640	90.00	1509938640	0	1509938640	90.00	0	0	0	0.00	0.00	0.00	1509938640	
(B)	Public	89712	167770960	0	0	167770960	10.00	167770960	0	167770960	10.00	0	0	0.00	0.00	0.00	0.00	165126075	
(C)	Non Promoter- Non Public																		
(C1)	Shares Underlying DRs						NA												
(C2)	Shares held by Employee Trusts																		
	<b>Total</b>	<b>89713</b>	<b>1677709600</b>	<b>0</b>	<b>0</b>	<b>1677709600</b>	<b>100.00</b>	<b>1677709600</b>	<b>0</b>	<b>1677709600</b>	<b>100</b>	<b>0</b>	<b>0</b>	<b>0</b>	<b>0.00</b>	<b>0.00</b>	<b>0.00</b>	<b>1675064715</b>	

